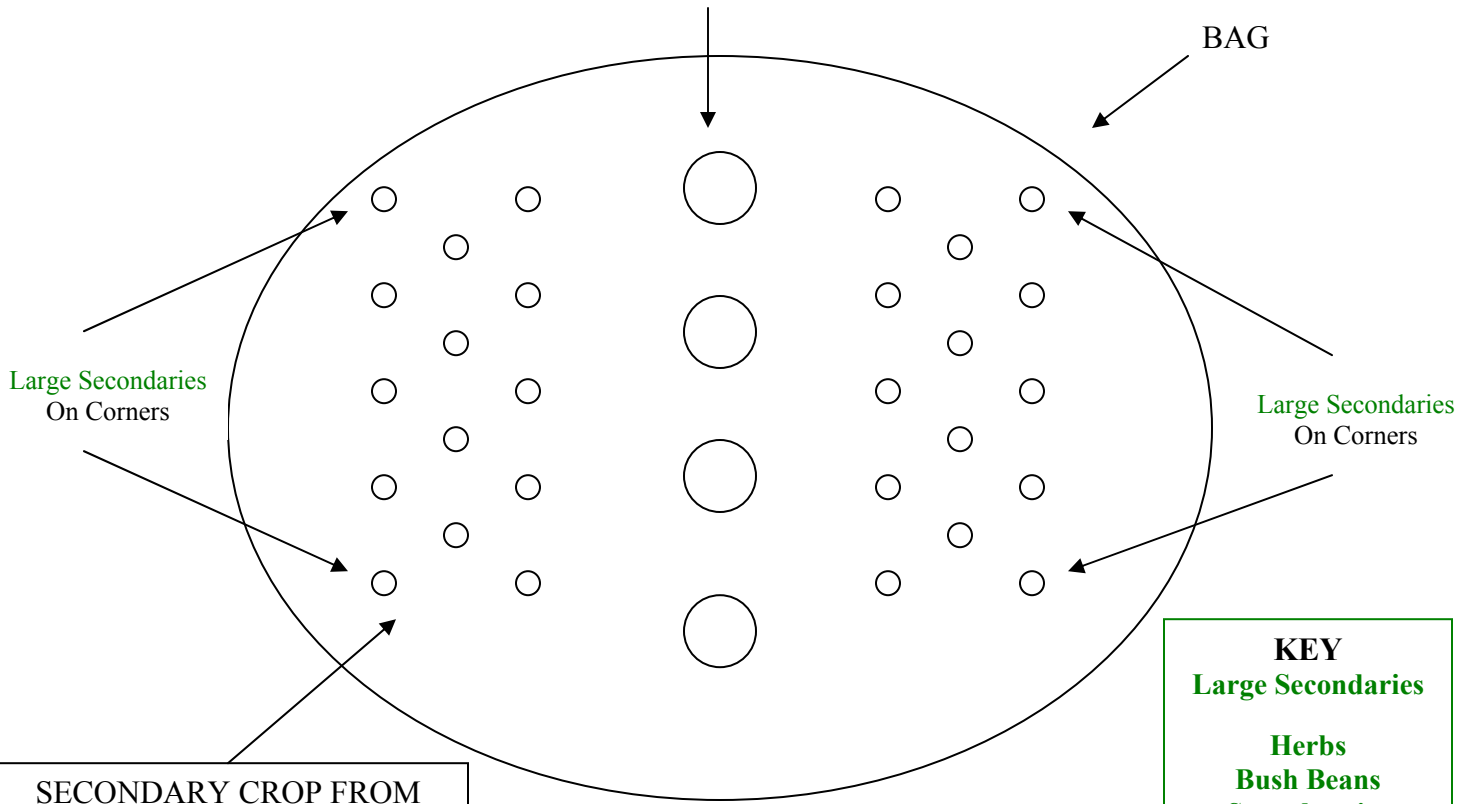


PRIMARY FROM SEED

2 Seeds Per Hole



Large Secondaries
On Corners

Large Secondaries
On Corners

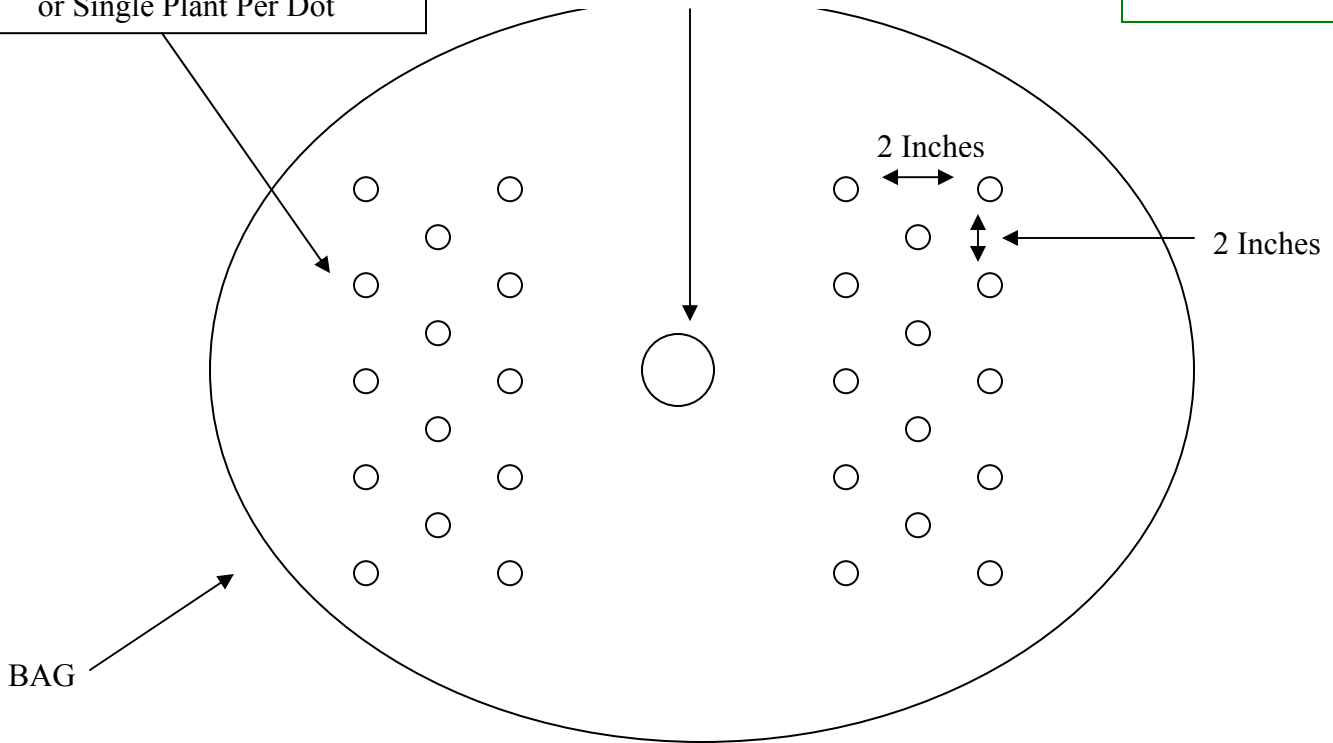
KEY
Large Secondaries

- Herbs
- Bush Beans
- Strawberries
- Bulb Onions
- Flowers

SECONDARY CROP FROM
SEED AND/OR TRANSPLANT
In Groups of 2 to 3 Seeds Per Dot
or Single Plant Per Dot

PRIMARY FROM TRANSPLANT

1 Plant Per Bag



2 Inches

2 Inches

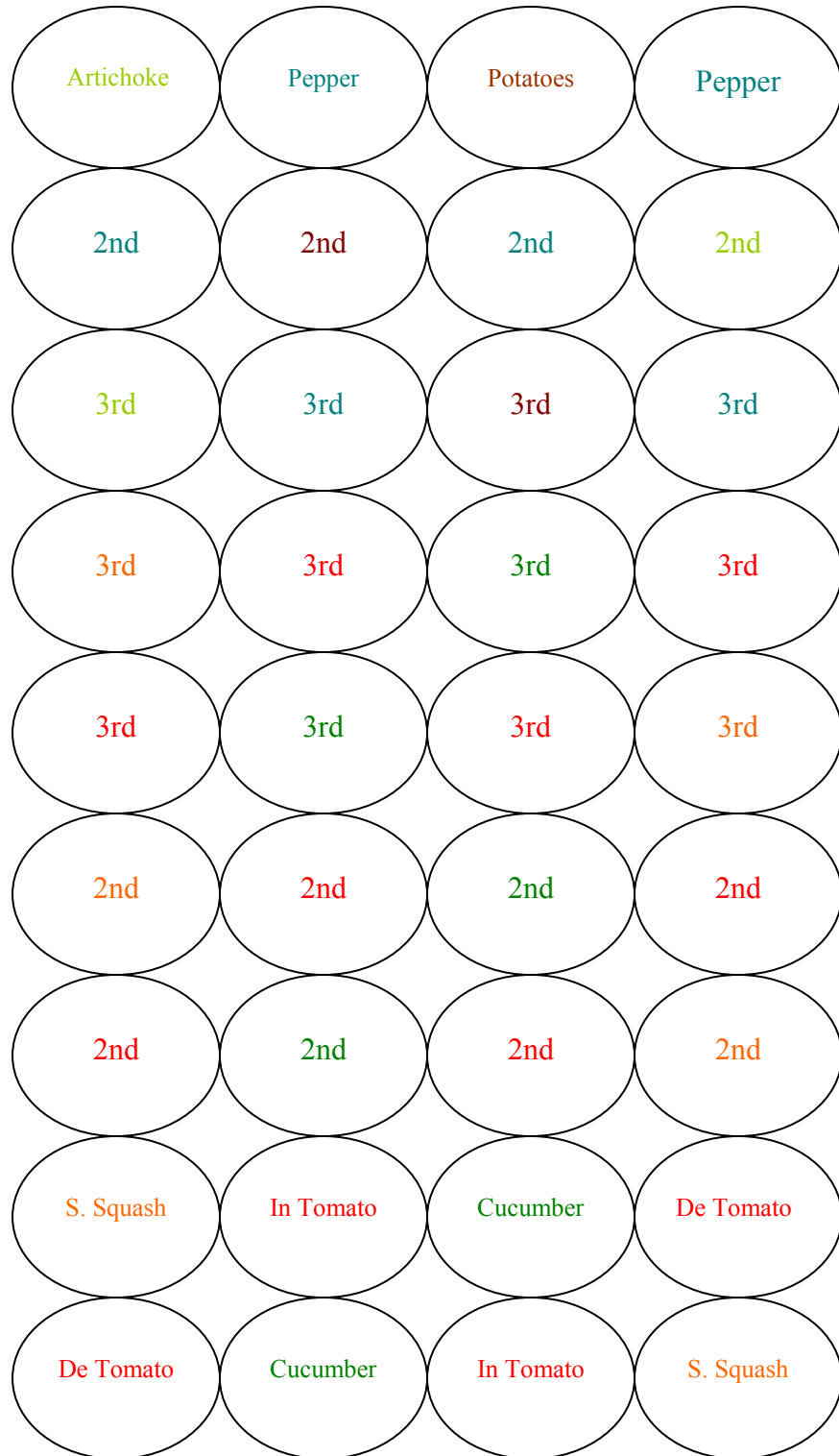
BAG

At startup the Primary and Secondary Crops are planted in the same day with the Primary Crop being planted first followed by the planting of the Secondary Crop. Multiple Secondary Crop plantings follow thereafter.

{North}

PRIMARY CROP PLACEMENT
Free Standing Standard Bucket Garden

EXAMPLE



KEY

- Articho = Artichoke
- B. Bean = Bush Bean
- B & G Onions = Bulb & Green Onions
- Cuc = Cucumber
- De Tomato = Determinate Tomato
- In Tomato = Indeterminate Tomato
- S. Squash = Summer Squash

A 20% to 30% block minimum is planted every 10 days to two weeks starting on the south end of the growing bed. In this scenario you would plant a block of 12 bags, 4 bags wide (East to West) by 2 & 1 bag long, (North to South).

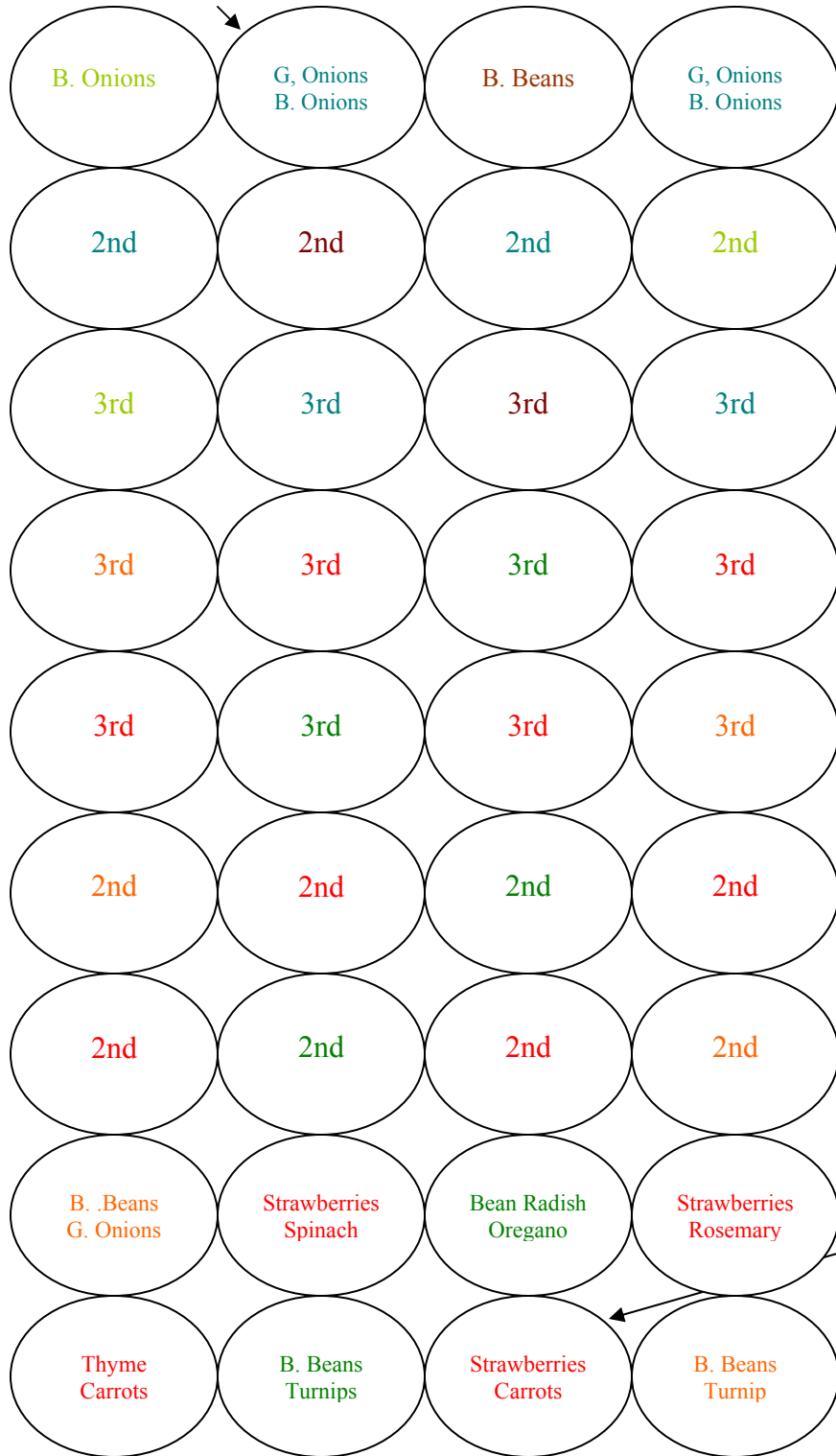
{South}

{North}

SECONDARY CROP PLACEMENT Free Standing Standard Bucket Garden

EXAMPLE

Basil



KEY

- Articho = Artichoke
- B. Bean = Bush Bean
- B & G Onions = Bulb & Green Onions
- Cuc = Cucumber
- De Tomato = Determinate Tomato
- In Tomato = Indeterminate Tomato
- S. Squash = Summer Squash

{West}

{East}


A 20% to 30% block minimum is planted every 10 days to two weeks starting on the south end of the growing bed. In this scenario you would plant a block of 12 bags, 4 bags wide (East to West) by 2 & 1 bag long, (North to South).

{South}

{West}

PRIMARY CROP PLACEMENT
Free Standing Standard Bucket Garden

EXAMPLE



KEY

- Articho = Artichoke
- B. Bean = Bush Bean
- B & G Onions = Bulb & Green Onions
- Cuc = Cucumber
- De Tomato = Determinate Tomato
- In Tomato = Indeterminate Tomato
- S. Squash = Summer Squash

{South}

{North}

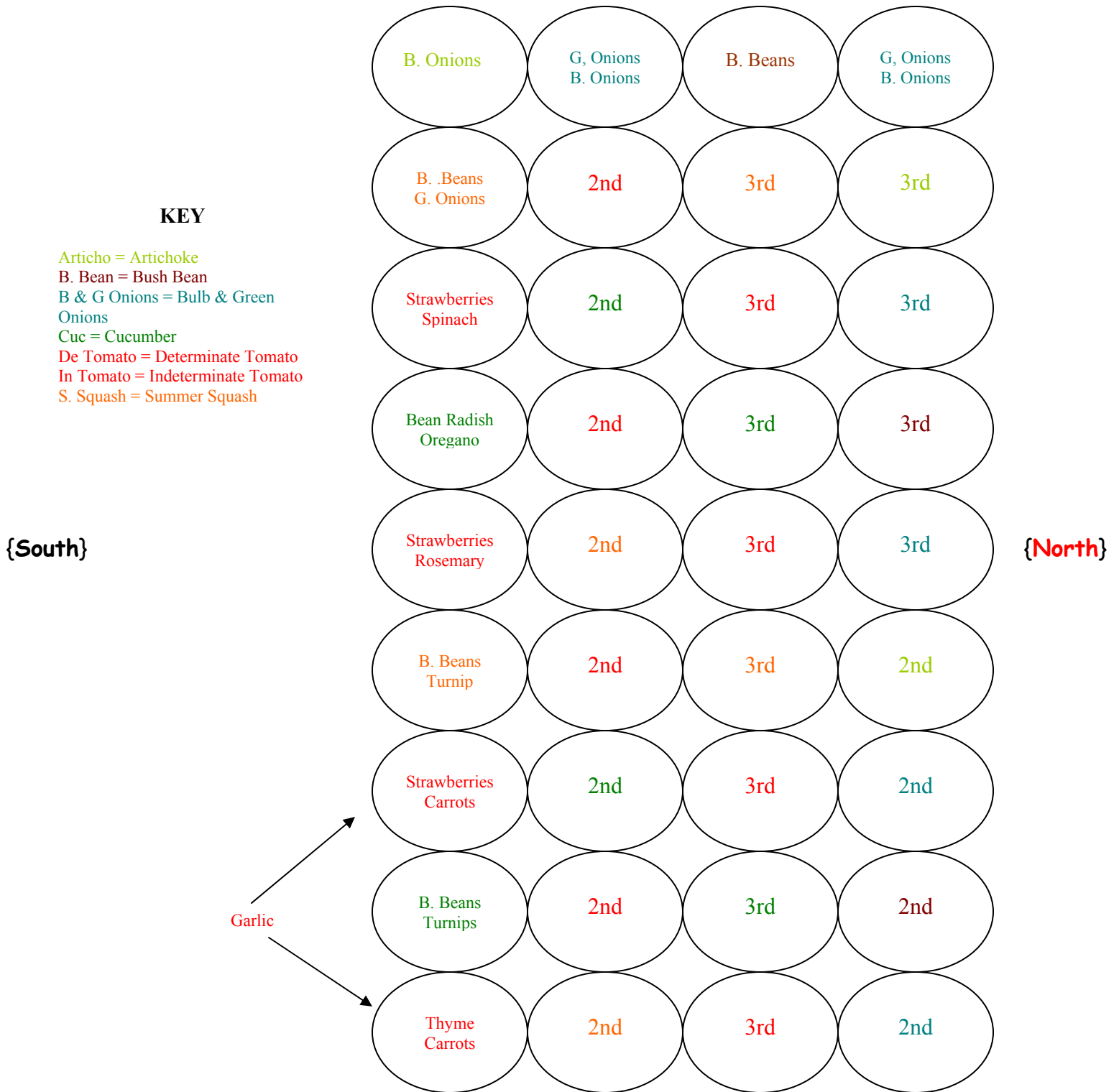
A 20% to 30% block minimum is planted every 10 days to two weeks starting on the south end of the growing bed. In this scenario you would plant a block of 12 bags, 4 bags wide (East to West) by 1 bag long, (North to South).

{East}

{West}

SECONDARY CROP PLACEMENT Free Standing Standard Bucket Garden

EXAMPLE



A 20% to 30% block minimum is planted every 10 days to two weeks starting on the south end of the growing bed. In this scenario you would plant a block of 12 bags, 4 bags wide (North to South) by 1 bags long, (East to West).

{East}